

ECON-1010-1N: Macroeconomics

Summer 2022-internet

Instructor: Genevieve Briand
genevieve.briand@nwc.edu

Office Hours/Communication: **Email**
Please, specify course number in subject line.

Course Overview:

Macroeconomics is the study of the overall economic activity that takes place in a society. Unlike microeconomics, which focuses on the behavior of individual units like consumers and firms, macroeconomics aggregate individual units into large groups or sectors of the economy, like government, households, business and international trade. The objective of this course is to familiarize students with macroeconomic measures, models and policies.

[NWC College Catalog Course Descriptions](#)

Course Material—Required (Need to be purchased):

Access to NWC ECON-1010-1N (MACRO) SU22 **Cengage** course, which includes the e-text: Macroeconomics, 14th Ed. Roger A. Arnold, Daniel R. Arnold, David H. Arnold. Cengage, 2023.

Purchasing Cengage Unlimited-Access (1 Semester): See Enrollment/Purchase Instructions, p. 5

You need to buy ONLY ONE Cengage Unlimited-Access (1 semester) for Summer 2022 and it will give you access to all your Cengage courses. Cengage Unlimited is the cheapest option. It gives access to all your courses' materials, online homework access, and eTextbooks. It also gives you the option to get up to 4 free hardcopy textbook rentals + \$9.99 for shipping & handling each.

Course Material—Optional (Free):

[Macroeconomics Modules](#) Mary J. McGlasson; [Macroeconomics Videos](#) MRU.org

Instructor Teaching Philosophy:

My responsibilities as an instructor are two folds. First, I am to assist you in acquiring skills and getting an education in economics. Second, I am to fulfill my first responsibilities in an ethical manner. What does this mean for you as a student? You will be offered opportunities to work with analytical tools which will help you think like an economist. You will be encouraged to be critical of economic lessons learned. As your instructor, I will be responsible to spend time answering your questions. As a student you will be responsible to spend time thinking about, working on, and questioning the proposed exercises. As a student you are responsible to complete graded work and show understanding of the material covered. As an instructor, I am responsible to uphold the agreed upon grading rules stated under the Grade Determination section of this syllabus.

Course Format and Activities:

This is an online course. Any additional information pertaining to this course can be found under our **Moodle** course space. Your main mean of communication with your instructor will be **email**. Your instructor will send you daily announcements/emails to your NWC email address throughout the semester. Our **Cengage|MindTap** course space is where you will access your **e-textbook** and where you will complete your **graded homework**.

Course Format and Activities(continued):

From Moodle, you will be directed to sign in our **CengageMindTap Course**, where you will find your weekly **required readings** and **graded homework**, as well as additional study tools to help you learn, review and practice (textbook author’s Videos; Quiz on your reading, end of chapter Questions & Problems and Numbers & Graphs exercises; News Analysis; Test Prep tool). Your graded homework are closely linked to the e-text readings. You are encouraged to go through the practice questions, problems and exercises, before completing the graded ones, but you don’t have to. Your textbook is excellent. Read it. Doing so will enhance your human capital!

In this course, a week starts on Monday and ends on Sunday (except for the first week, which starts on Wednesday, and the last week, which ends on Friday). By the end of the first day of class, you need to be enrolled in our Cengage course. After that, a graded homework is due every Wednesday and Saturday by 11:00 pm. Graded homework can be completed any time prior to the due date—look ahead at your schedule and make plan accordingly to complete your work on time. No extra-credit assignments will be offered. **NOTE, your work won’t be available after 11:00 pm the night it is due.** If you like to complete your work at night, simply choose a different one!!! Regular, steady efforts is the key to success in this course. Ask questions when/if you have any (use email).

A timed **midterm** and **comprehensive final** exams will be administered on Cengage. Students will be able to take the exams any time during the midterm and final examinations days. No make-up exams will be offered.

Grade Determination:

COURSE GRADE = MIDTERM (0.20) + FINAL (0.20) + HOMEWORK (0.60) where **MIDTERM** is the midterm exam grade, **FINAL** is the final comprehensive exam grade and **HOMEWORK** is the average grade on your graded homework. Graded homework include problem sets and multiple-choice questions. The number of questions per graded homework varies. The number of point(s) per question and per graded homework varies too. Your **HOMEWORK** grade is your average grade on all your graded homework, computed as the ratio of points earned over potential points. For example, if by the end of the course, you have earned 204 points out of the potential 239 points on graded homework in this course, your **HOMEWORK** grade in the course will be $204/239 = .854$ or 85.4%.

Letter grades for the course are strictly assigned as follows (89.94% is a B+; 90.29% is an A-):

			B+	88% – 89.9%		C+	78% – 79.9%		D+	68% – 69.9%
A	94% – 100%		B	84% – 87.9%		C	74% – 77.9%		D	64% – 67.9%
A-	90% – 93.9%		B-	80% – 83.9%		C-	70% – 73.9%		D-	60% – 63.9%
									F	below 60%

Grading and Attendance Policies: <https://catalog.nwc.edu>

NWC Catalog> Academic Procedures and Policies>Grading Policies (or [HERE](#))

NWC Catalog>Academic Procedures and Policies>Attendance Policy (or [HERE](#)).

Policies and procedures/student handbook: <https://nwc.edu/handbook/>

Universal Syllabus Info.: <https://nwc.edu/academics/syllabi/universal-syllabus-information>

Course Outline and Due Dates:

			Graded Homework			
Week # & Due Dates	Topic	Readings	Points	cumulative	%	cumulative
01: 06/01-06/04	Prices & Unemployment	Chap. 06	19	19	7.9	7.9
02: 06/05-06/08	GDP & Real GDP	Chap. 07	16	35	6.7	14.6
02: 06/09-06/11	Aggregate Demand & Supply	Chap. 08	16	51	6.7	21.3
03: 06/12-06/15	Classical Macroeconomics	Chap. 09	10	61	4.2	25.5
03: 06/16-06/18	Keynesian Macroeconomics	Chap. 10	17	78	7.1	32.6
04: 06/19-06/22	Fiscal Policy & the Federal Budget	Chap. 11	24	102	10.0	42.7
04: June 24th	MIDTERM EXAM					
05: 06/26-06/29	Money, Banking, Financial System	Chap. 12	11	113	4.6	47.3
05: 06/30-07/02	The Federal Reserve System	Chap. 13	30	143	12.6	59.8
06: 07/03-07/06	Money & the Economy	Chap. 14	14	157	5.9	65.7
06: 07/07-07/09	Monetary Policy	Chap. 15	28	185	11.7	77.4
07: 07/10-07/13	Expectations Theory & the Economy	Chap. 16	12	197	5.0	82.4
07: 07/14-07/16	Economic Growth	Chap. 17	10	207	4.2	86.6
	Debates: Role & Effects of Govt.	Chap. 18	12	219	5.0	91.6
08: 07/17-07/20	International Finance	Chap. 22	20	239	8.4	100.0
08: July 22nd	FINAL EXAM					

Holiday: Monday July 4th, Independence Day.

How are your homework graded?

Practice assignments allow you to familiarize yourself with the material, without affecting your grade in the course. Your instructor won't see how you performed on practice questions but will see which questions you attempted.

Graded assignments count toward your grade, unlike Practice ones. In this course, Graded questions are set in a Grade It Now mode.

In **Grade It Now** mode, the questions are randomized and allow you to attempt each question up to three times. After each variation, you can receive immediate grading and feedback by selecting the Grade It Now button. This will reveal the points you earned for each task as well as an explanation after each part within the question. If you want to save your work but aren't ready for it to be graded, you can pause or move ahead to other problems by selecting the **Save & Continue** button. This allows you to come back to problems you are unsure of and resume working on them at any time before the due date.

After you have completed an attempt by selecting the Grade It Now button and reading the explanations, you can continue on to the next question, or you can attempt another version of the same question by selecting the **Try Another Version** button. The different versions of a question cover the same concept or information, but with a different setup, example, or numbers.

If you select Try Another Version, be sure to complete the new version of the question, or you risk a zero on the attempt. If you save your work and don't complete anything, you'll receive a zero for that attempt. Similarly, if you select Save & Continue for a question and then fail to return to finish it, your incomplete work will be graded at the deadline and will affect your final score.

In this course, the score of Grade it Now questions is the **average score of your attempts as of the deadline**, including any work you have saved but not submitted for grading. For example, if your score in your first attempt is 5, your second attempt 4 and your third attempt 10, then the final score is 6.3 because it is the average of the three scores: $(5+4+10)/3 = 6.3$. Now, if your score in your first attempt is 5 and you chose to try another version but did not complete it, the final score is 2.5 because it is the average of the two score: $(5+0)/2 = 2.5$. Of course, questions you have not attempted by the deadline are graded with a score of zero.

Disclaimer: This syllabus is subject to change to facilitate instructional and/or student needs.

GET ENROLLED: Summary Instructions

Course Name: NWC ECON-1010-1N (MACRO) SU22

Course Key: MTPPZ2GZQWLP

Instructor: Genevieve Briand

This course requires an online homework platform called *MindTap*. Follow the instructions below to get started.

Register for your MindTap Course

1. Use the course registration link <https://www.cengage.com/dashboard/#/course-confirmation/MTPPZ2GZQWLP/initial-course-confirmation>
2. Follow the instructions on screen to create your Cengage account and register for this MindTap course.
3. Begin your temporary access* period.

Need help? Visit <https://startstrong.cengage.com/mindtap-not-integrated-ia-no/> for step-by-step instructions, or see Detailed Instructions on next page.

***Temporary Access:** You can access your *MindTap* course until 11:59 PM (MST) on 6/7/2022 for free. At the end of the temporary access period, you will be prompted to purchase access. Your work will be saved and will be available to you again once you've completed your purchase. Your weekly activities (included graded homework) will be accessible the first day of class, Wednesday June 1st 2022, but you have **access to your e-Textbook right away.**

MindTap Tips & Training Tools

[Learn more about navigating your MindTap course: \(https://help.cengage.com/mindtap/mt-student/introduction.html\)](https://help.cengage.com/mindtap/mt-student/introduction.html)

Technical Support & Troubleshooting

Our US-based support team delivers answers and advice via 24/7 [online chat](#), [Twitter](#), live phone support (1-800-354-9706) and through support.cengage.com, which includes helpful articles, and tutorials.

If you are having trouble loading *MindTap*, run the [MindTap browser check \(https://ng.cengage.com/static/browsercheck/index.html\)](https://ng.cengage.com/static/browsercheck/index.html) to make sure your browser is compatible or refer to the [MindTap System Requirements \(https://help.cengage.com/mindtap/MindTap-System-Requirements.pdf\)](https://help.cengage.com/mindtap/MindTap-System-Requirements.pdf).

If *MindTap* isn't loading, be sure to visit [Techcheck \(https://techcheck.cengage.com\)](https://techcheck.cengage.com) to see if there is an outage.

GET ENROLLED: Detailed Instructions

Course Name: NWC ECON-1010-1N (MACRO) SU22


Course Key: MTPPZ2GZQWLP

Instructor: Genevieve Briand

This course requires an online homework platform called *MindTap*. Follow the instructions below to get started.

Register for your MindTap Course

1. Use the course registration link <https://www.cengage.com/dashboard/#/course-confirmation/MTPPZ2GZQWLP/initial-course-confirmation>



The screenshot shows the Cengage Sign In interface. At the top is the Cengage logo. Below it is the heading "Sign In". There is an "Email" label above a text input field. Below the input field is a blue button labeled "NEXT". Underneath the button is a link that says "Need help signing in?". At the bottom of the form is another link that says "New User? Create Account".

If you already have a Cengage account, enter your email, next, your password, and sign in. If you are a new user, create an account. Use your preferred or NWC email address.


2. Follow the instructions on screen to create your Cengage account and register for this MindTap course.

If you already have an account, after entering your email and your password, you are directed to your NWC ECON-1010-1N (MACRO) SU22 Cengage | MindTap Course:

Welcome to Cengage!

Your instructor has selected the following materials for your course.

PAYMENT REQUIRED




**NWC ECON-1010-1N (MACRO)
SU22, 14th Edition**
Roger A. Arnold; Daniel R. Arnold;
David H. Arnold

[Enter your access code](#) now if you have one. Otherwise, click continue.

CONTINUE

If you have already purchased a Cengage Access for the semester (may be via the NWC Bookstore), then you have an access code: Enter it; otherwise, click continue.

If you selected continue, you'll be presented with the following purchasing options:

Pick Your Purchasing Option	Individual textbooks and/or online homework access	Cengage Unlimited eTextbooks	Cengage Unlimited
 <p>NWC ECON-1010-1N (MACRO) SU22 Author: Roger A. Arnold; Daniel R. Ar... Product type: MTC</p>	<p>✓ Single-term: \$137.00</p>	<p>—</p>	<p>✓ included!</p>
<p>More than one Cengage textbook/eTextbook PLUS online homework access. Don't overspend. Have access to our full eTextbooks library PLUS all Cengage online homework platforms — MindTap, WebAssign, OpenNow, SAM, CNOWv2, OWLV2 and Cengage Infuse.</p>	<p>—</p>	<p>—</p>	<p>✓</p>
<p>FREE hardcopy textbook rentals. Get at least 4 FREE. Pay just \$9.99 shipping/handling each.</p>	<p>—</p>	<p>✓</p>	<p>✓</p>
<p>Show more Benefits</p>	<p>Estimated Total \$137.00 TEMPORARY ACCESS BUY NOW</p>	<p><i>This option does not include access to your online homework platform.</i></p>	<p>4-month access \$124.99 BUY NOW</p>

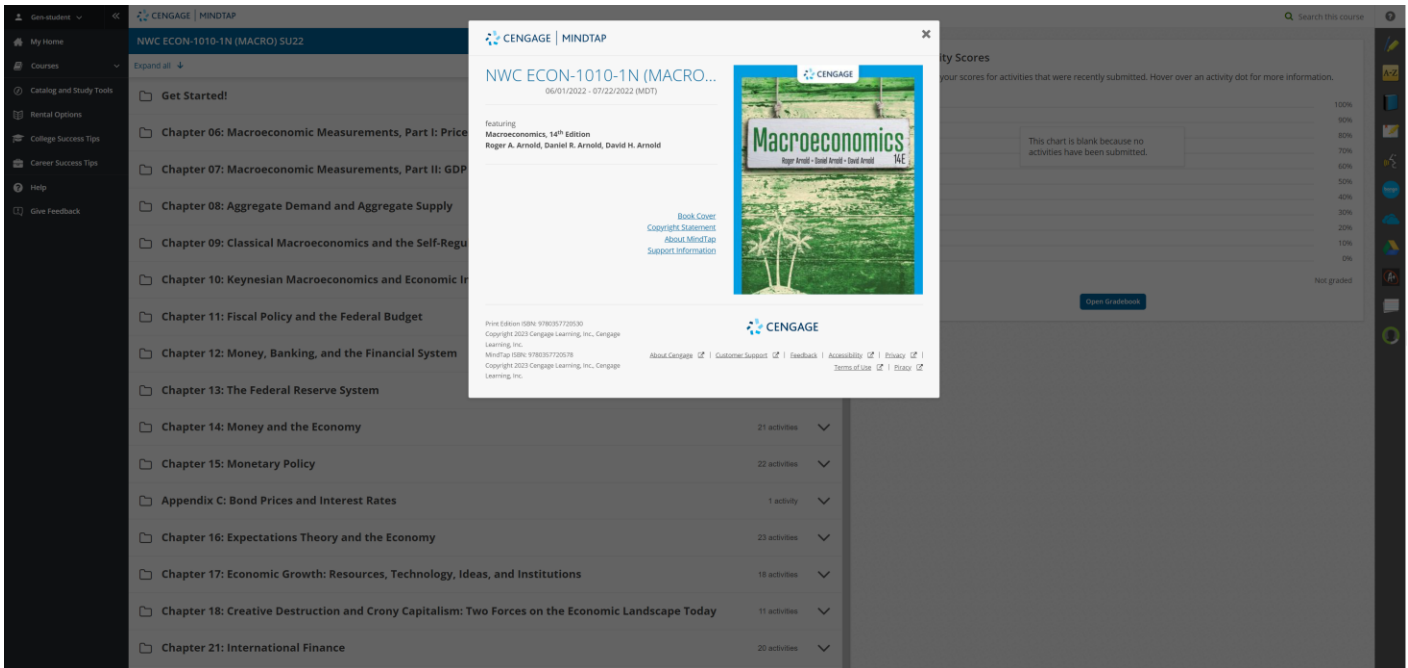
Cengage Unlimited is the cheapest option. Note, if you have other courses that require you to buy access to a Cengage course, purchasing Cengage Unlimited allow to purchase access to all those courses materials, online homework access, and eTextbooks, at once. It also gives you the option to get up to 4 **free hardcopy textbook rentals + \$9.99 for shipping and handling** each.

If you are not ready to buy, select "TEMPORARY ACCESS" to begin your temporary access* period—you'll still be able to opt for the cheapest Cengage Unlimited option when you are ready to buy.

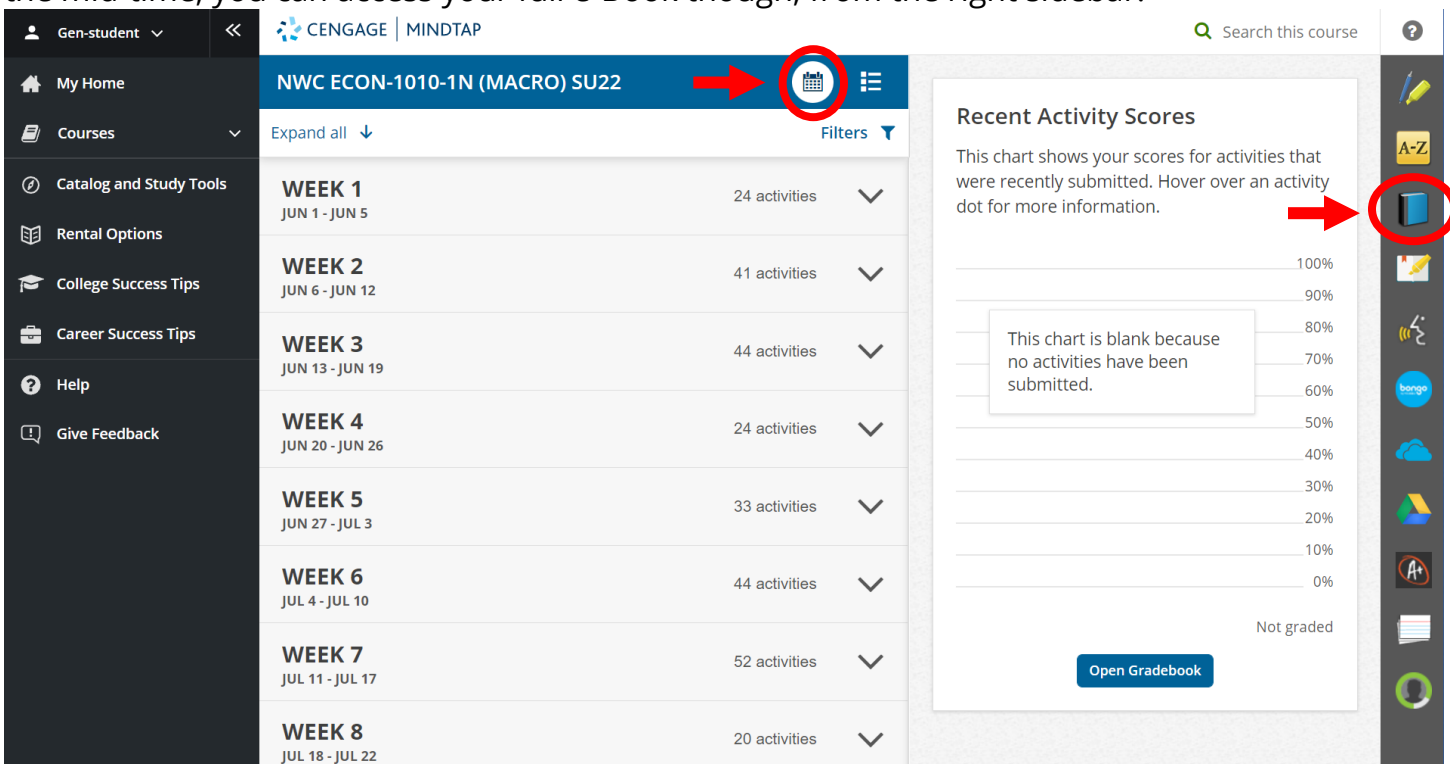
***Temporary Access:** You can access your *MindTap* course until 11:59 PM (MST) on 6/7/2022 for free. At the end of the temporary access period, you will be prompted to purchase access. Your work will be saved and will be available to you again once you've completed your purchase. Your weekly activities (included graded homework) will be accessible the first day of class, Wednesday June 1st 2022, but you have access to your e-Textbook right away.

Still need help? Visit <https://startstrong.cengage.com/mindtap-not-integrated-ia-no/> for alternative step-by-step instructions.

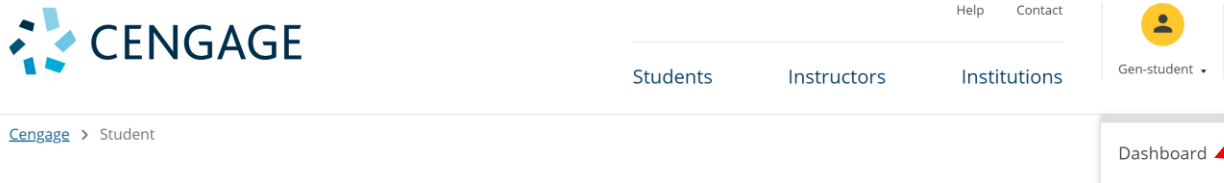
If you select, "TEMPORARY ACCESS", you'll be directed to your Cengage | MindTap course space.



You can take a Tour of Mindtap (or Skip). You can see your weekly activities under the Rolling Week View. They will be available to you the first day of class, Wednesday January 19th 2022. In the mid-time, you can access your full e-Book though, from the right sidebar:



If you have already redeemed the Cengage access code you bought for the semester, you can sign in Cengage using your email and password, and go to your dashboard:



From your dashboard, select the Enter Access Code/Course Key link:



When prompted, add our course key MTPPZ2GZQWLP and register for our course:

Add a course or Register a Product



To add a course or register a product, you must have a course link, access code or a course key. [How do I find my course link, access code or a course key?](#)

A registration form with a text input field containing the placeholder text 'Enter course link, access code or course key'. A red arrow points to the input field. Below the input field are two buttons: 'CANCEL' and 'REGISTER'.

Our course will then appear on your dashboard:

